

Videocolposcope **SLV-101** HD  
Binocular colposcope **ALScope** HD

# SLV-101 HD

## Digital videocolposcope

A modern solution for detecting pathological changes in the epithelium and vessels of the vagina and cervix.

The video colposcope combines diagnostic visual screening with an image and video archiving system. 20x optical zoom provides accurate visualization of examination results in reports.

The SLV-101 HD was developed with the participation of doctors, which made it possible to develop the most convenient video colposcope. Ergonomic design fits all gynecological chairs. The rotating monitor stand allows multiple doctors to participate in the examination.

SLV-101 HDm is a simple solution in a ready-to-use design. Suitable for any room and provides same high quality image like the SLV-101 HD. Easy installation, assembled delivery.

21,5" LCD monitor



Auto and manual focus  
Antiglare system

20x optical zoom




2.3 Mpx FullHD camera  
250-300 mm working distance

10.1" LCD monitor



Working  
height 90-115 cm



5 wheel base



Fixing knobs  
Turntable


Tripod movement  
in different planes



USB PC connection  
3 Wheel base

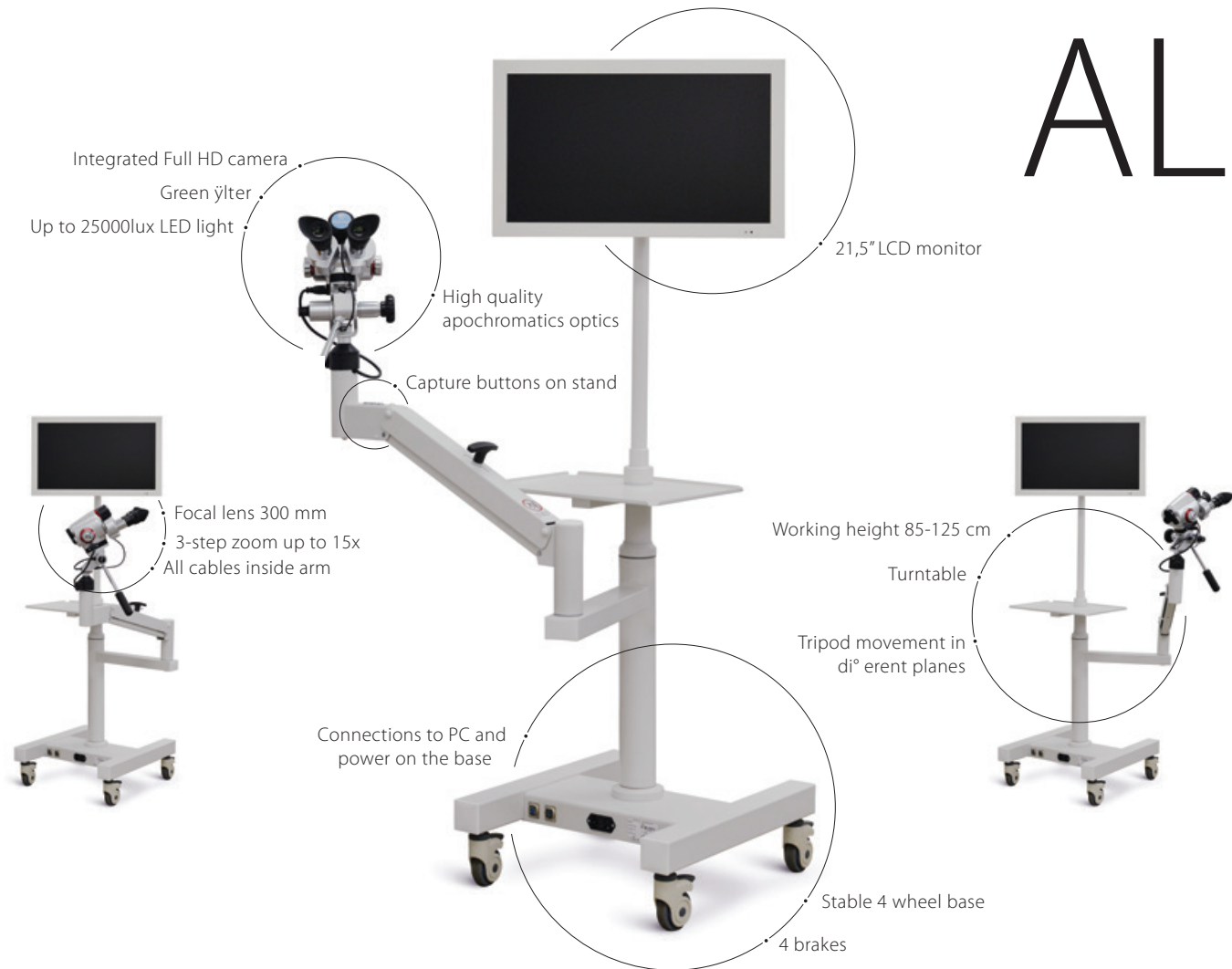


Ready to use  
out of the box



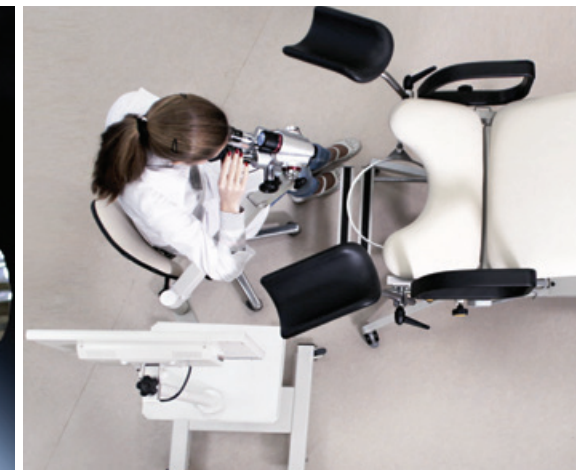
# ALSCOPE HD

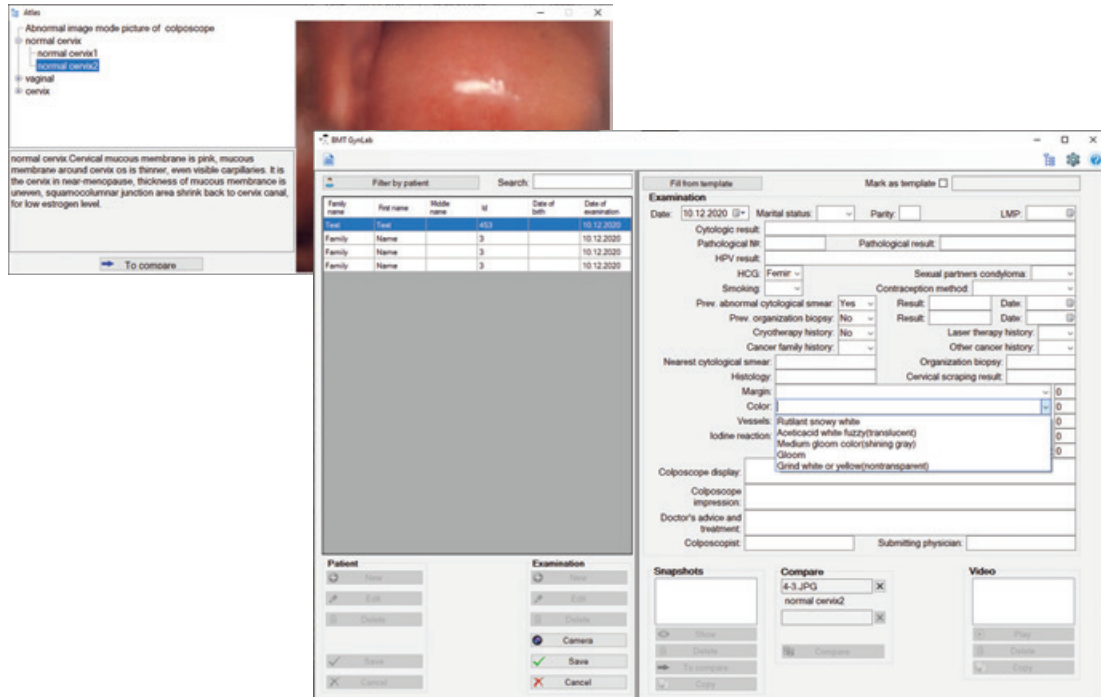
Binocular colposcope  
with video system



Colposcope was developed for the diagnosis and study of vagina and cervix pathologies. Equipped with stereoscopic microscope, video system, powerful LED lighter and ergonomic stand, whereby meets highest quality and functional standards.

Premium optical system allows to obtain three-dimensional image of the examined area excluding color or size geometric distortion. The colposcope integrated video system provides output to Full HD LCD monitor and simultaneous connection to a PC with the software package BMT GynLab. The best user experience in one system.





# GynLab Software:

Save photo and video obtained during medical examination

Patient database creation and support. Quick search, sorting and selection of records

Quickly create, store and print examination reports

In-built atlas of colposcopic images, facilitating diagnosis

Languages available: Russian, English

**BIOMEDICINOS**  
T E C H N I K A

UAB Biomedicinos technica

Naugarduko str, 68 B, Vilnius, LT 03203 / Tel.: +370 5 2078035 / E-mail: sale@bmtecnica.com

www.bmtecnica.com